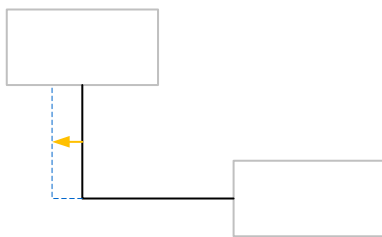
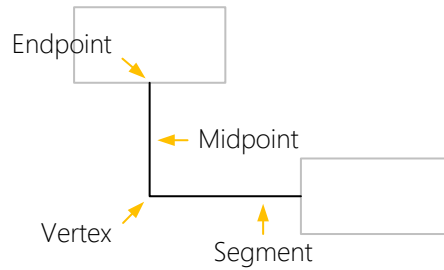
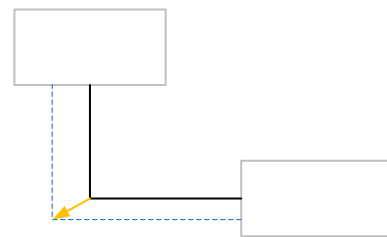


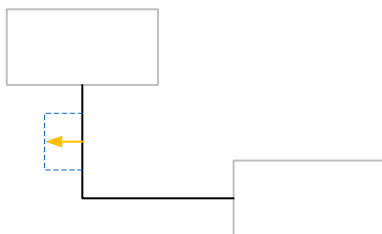
Quick Reference: Manually editing the Visio Dynamic Connector



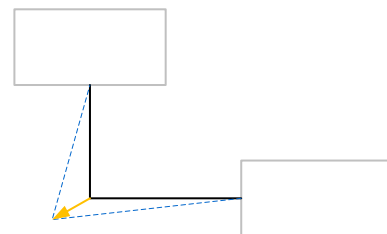
Drag midpoint – move segment.



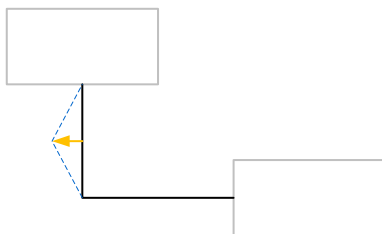
Drag vertex – move vertex, maintaining adjoining segment angles by moving other vertices.



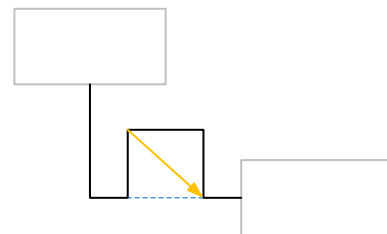
Shift + midpoint – add (4) new segments.



Ctrl + vertex – move vertex without moving adjoining segment vertices.



Ctrl + midpoint – add (1) new segments.



Heal – Although you can't select a vertex to delete it, you can drag one vertex over another and Visio will 'heal' (or remove) the intermediate segments. Note, holding the Ctrl key as you drag will maintain the positions of the preceding and following vertices.